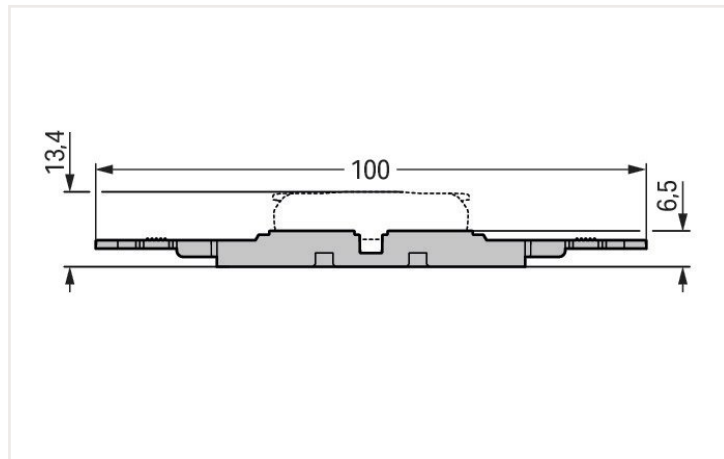



Data sheet | Item number: 221-2503

Mounting carrier with strain relief; 3-way; for inline splicing connector with lever; for screw mounting; gray

<https://www.wago.com/221-2503>



Color: ■ gray

Physical data

Width	29.8 mm / 1.173 inch
Height from the surface	6.5 mm / 0.256 inch
Depth	100 mm / 3.937 inch

Material data

Note (material data)	Information on material data can be found here
Color	gray
Fire load	0 MJ
Weight	5.9 g

Commercial data

PU (SPU)	25 (5) Pieces
Packaging type	Box
Country of origin VKOrg Germany	CN
GTIN	4055144066760
Customs tariff number VKOrg Germany	39269097900

Downloads

Environmental Product Compliance

Compliance Search

Environmental Product
Compliance 221-2503



Documentation

Additional Information

Technical Section

pdf
2142.18 KB



CAD/CAE-Data

CAD data

2D/3D Models
221-2503



CAE data

ZUKEN Portal
221-2503



1 Compatible products

1.1 Optional accessories

1.1.1 Installation

1.1.1.1 Mounting accessories



Item no.: 209-119

Fixing screw; for 209-120 mounting carrier



Item no.: 209-123

Mounting foot with screw; can be screwed on terminal blocks with fixing flange; 6.4 mm wide; gray



Item no.: 209-120

Mounting foot; can be snapped on terminal blocks with snap-in mounting foot; for mounting on relay-modules; 6.4 mm wide; gray

1.1.2 Marking

1.1.2.1 Marking strip




Item no.: 210-334


Marking strips; as a DIN A4 sheet; Strip width 5 mm; Strip length 182 mm; plain; Self-adhesive; white

Installation notes

Installation



Place the inline splicing connector on the carrier in front of the mounting position.



Push the connector to the center position until it snaps into place.




Mounting carrier without strain relief – snapped onto DIN-rail



Various combinations of 1- to 5-connector mounting carriers are possible via side-by-side latching mechanism.

Strain relief



3-pole mounting carrier with strain relief